



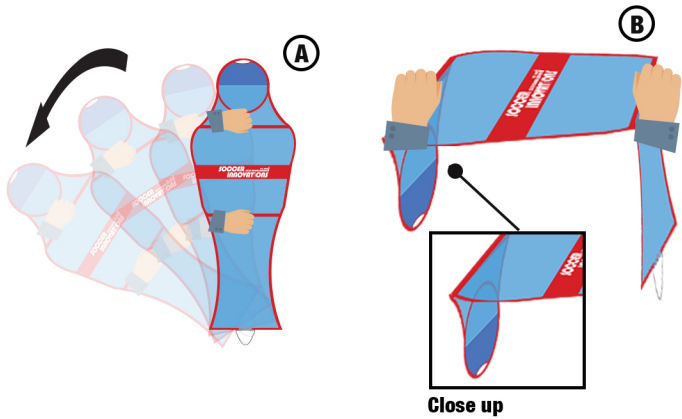
**SOCCER WALL MANNEQUIN**

# **FOLDING**

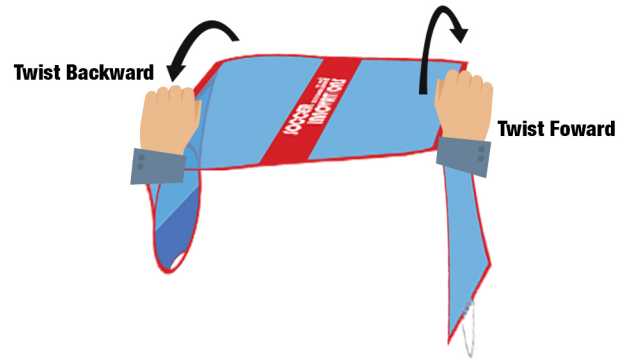
**STEP BY STEP INSTRUCTIONS**

**[SOCCERINNOVATIONS.COM](http://SOCCERINNOVATIONS.COM)**

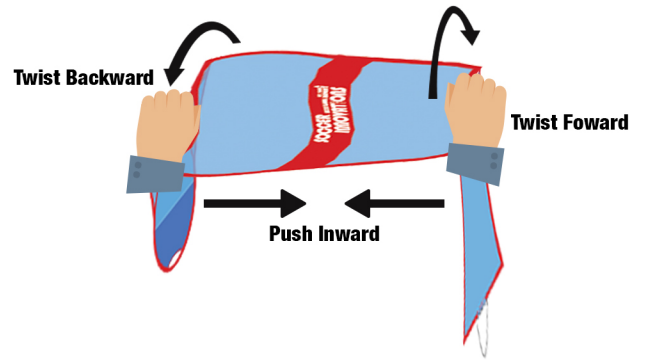
**1** Turn mannequin Sideways and place hands in the middle holding the body, leaving the headpiece dangle.



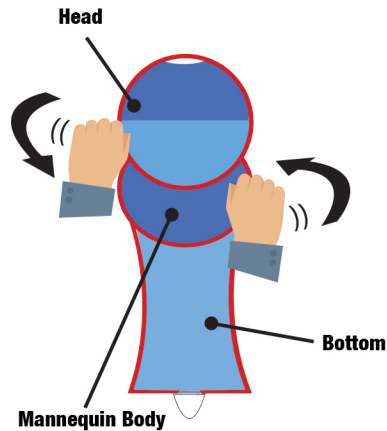
**2** Twist hands in opposite directions to start folding the mannequin.



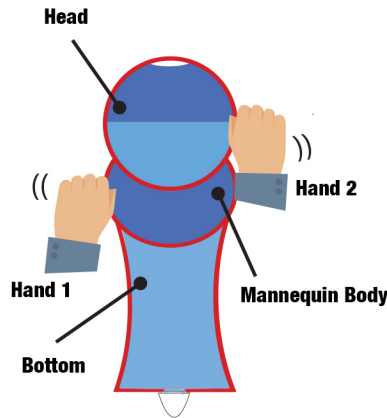
**3** Keep folding the mannequin by pushing hands inward while twisting



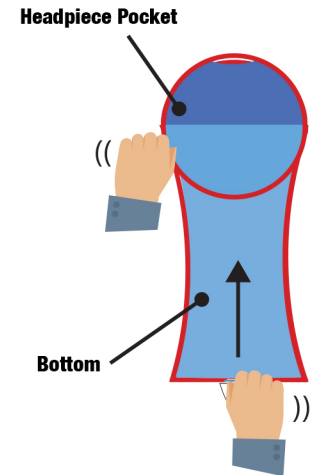
**4** Keep pushing hands together and folding until the mannequin body turns into a circle.



**5** Hold folded body with one hand and grab the headpiece with the other hand.



**6** Insert body into headpiece pocket as shown below. Start folding the bottom bar.



**7** Insert bottom bar through headpiece pocket to prevent the mannequin from unfolding. Mannequin is now ready for storage

